

Teaching Tips

A Forum for discussion and tips for
advancing teaching and learning at Mona

Summer Edition, 2016

May-July, 2016

Volume 8, Number 7

Special points of interest:

- The **Teaching Tips Newsletter** is a publication of the Centre for Excellence in Teaching and Learning (CETL) at the UWI, Mona.
- The newsletter is published three times during each semester and a summer edition. It provides tips for improving teaching and learning in higher education and is available online (<http://myspot.mona.uwi.edu/cetl>) as well as in the office of the CETL.
- If you need additional teaching tips on specific classroom practices please contact us.

Using Socrative to Assess Student Learning

Socrative is a web-based assessment application that allows faculty to create quizzes and tests for easy feedback. Socrative is easy to use. This teaching tip will instruct you on how to create and use Socrative for student assessment.

I. Creating a Socrative Account:

To create a Socrative account, visit www.socrative.com, select free account and sign up if you prefer to use Socrative on your desktop computer or laptop. You will be required to fill in your name and email address. Your email is necessary to send reports of student performance to yourself.

Alternatively, you may download the teacher application which is available both on IOS and Android platforms. Students also have the option of downloading the student Socrative app or logging in from the Socrative website. Look for the following application logos in the Google Play Store or the App Store.

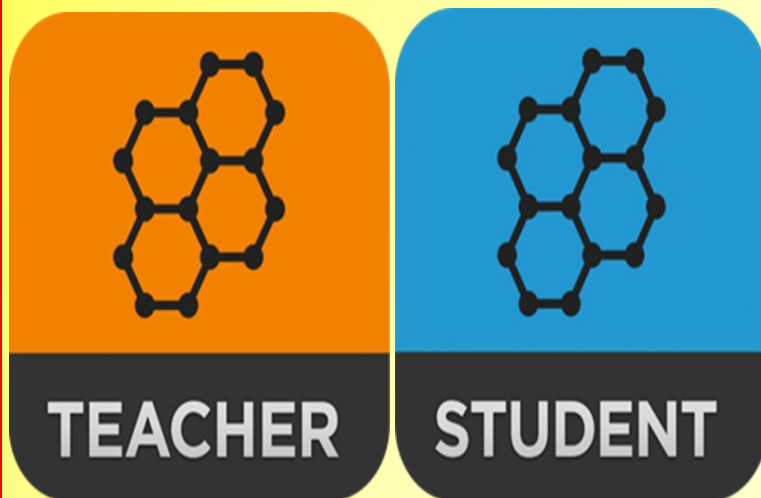


Fig 1: Socrative application logos

II. The Teacher Dashboard

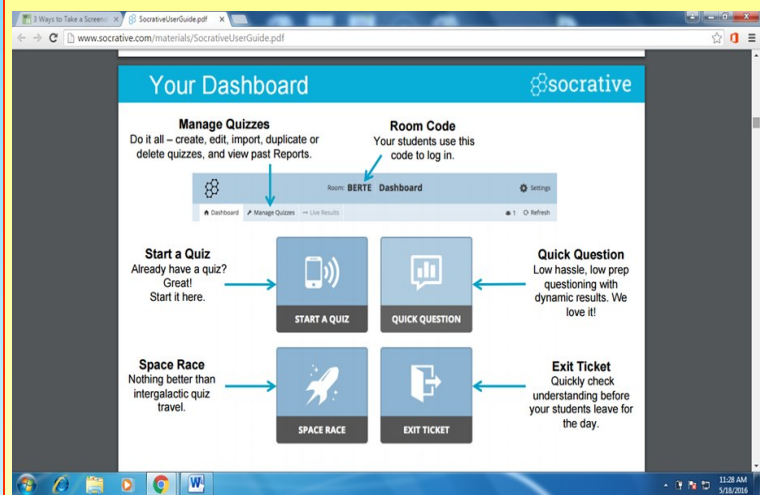


Figure 2: Socrative Dashboard

The teacher dashboard is one of the most important features of Socrative. Your teacher dashboard has a room code. This is the code that students will need in order to log in and answer your questions from their smart device or computer. From the teacher dashboard you can identify and create the type of quiz you want. Once you click on a dashboard option you are taken to a dashboard for the option you have chosen.

III. Dashboard Features

From the dashboard you can:

1. Manage Quizzes.
2. See the number of students in your room.
3. Clear the room of students.
4. Access the settings panel to log off, edit your profile or change the room code.

The dashboard is user friendly and easy to use and offers the user many options for creating online assessment.

IV. Creating a Quiz

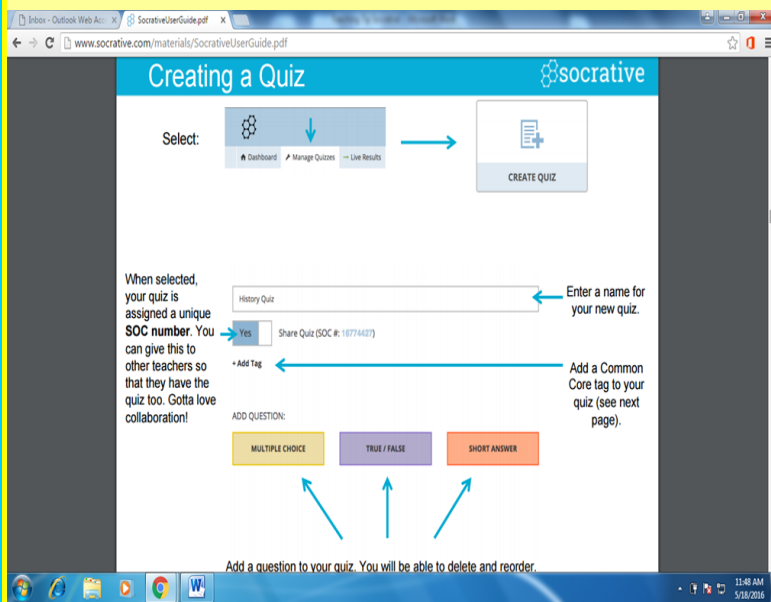


Figure 3: Creating a Quiz Dashboard

The quiz dashboard allows the user the option of selecting: Multiple Choice, True/False and Short Answer question types.

Creating Quizzes

Quizzes are made up of Multiple Choice questions, Short Answer questions or a combination of the two. Once you have created your quiz, select start quiz on your main screen.

Creating a Quiz

1. Select MANAGE QUIZZES
2. Select CREATE A QUIZ
3. Name your Quiz
4. Choose the Question Type and follow the on-screen instructions

NOTE: Place a checkmark next to the correct answers.

NOTE: You can make True/False questions by selecting Multiple Choice and making answer selection
1. TRUE and answer 2. FALSE

5. To add another question - scroll down and select another Question Type
6. Complete the question and add more questions until your quiz is done
7. Click SAVE

NOTE: After saving, Socrative adds a question #1 which asks students to enter their name

8. Click CONTINUE
9. Click MAIN SCREEN

V. Socrative Student View

1. Students will see this screen before you start an activity or between activities.
2. Students will be prompted for their name if it is a quiz based activity or a quick short answer (or you can choose to disable names).
3. Students will then enter the activity. (example pictured is a student-paced quiz question)

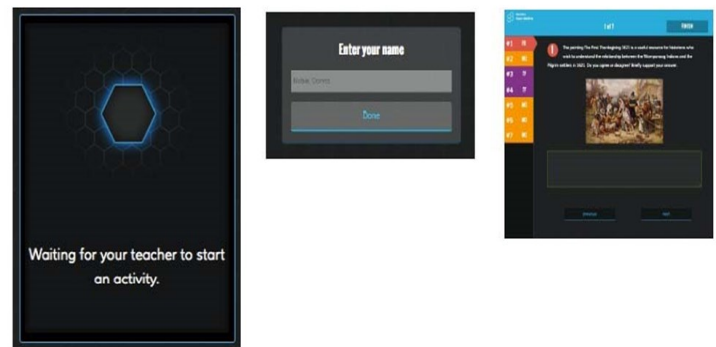


Figure 4 : What students see when they log into Socrative

Socrative offers the user many options for creating student assessment. While this Teaching Tip focused on creating quizzes, experiment with Socrative to create reports and email student results etc.

References

- Bharti, P. (2014). A complete guide for teachers on how to use Socrative. Retrieved from <http://edtechreview.in/trends-insights/insights/1532-a-complete-guide-for-teachers-on-how-to-use-socrative>
- Socrative (n.d). Retrieved from www.socrative.com

Check us out at:

Our website: myspot.mona.uwi.edu/cetl

Blog: <http://cetlmona.blogspot.com/>

Flickr: <https://www.flickr.com/photos/cetlmona/>

Email: cetl@uwimona.edu.jm

Twitter: twitter.com/cetlmona

Facebook: www.facebook.com/cetlmona

Voice: 935-8341 extn 2341, 2730

YouTube: [cetlmona](https://www.youtube.com/cetlmona)